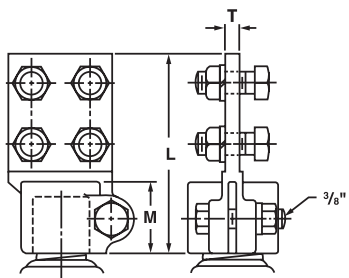


Bronze Stud Connectors

Type SSLB

For stud to single or multiple bus bar verticle takeoffs

- Manufactured from high strength copper alloy
- Furnished with silicon bronze bolts, nuts, and lockwashers for corrosion resistance
- Captive bolt design permits single wrench installation
- Single bolt clamp secures connector to threaded stud
- Drilling in pads conforms to NEMA standards for 1/2" hardware
- Silicon bronze tongue mounting hardware is supplied
- For tin plating, suffix catalog number with "-TN"



TYPE SSLB

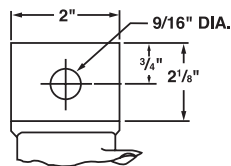


FIG. 1
(SUFFIX-S)

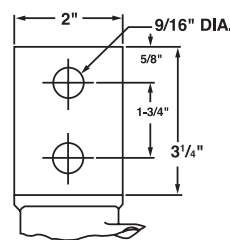


FIG. 2
(SUFFIX-D)

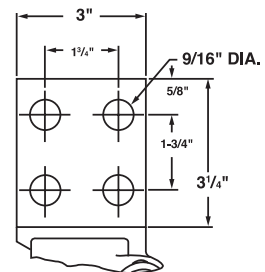


FIG. 3
(SUFFIX-F)

CATALOG NUMBER	FIG. NO.	STUD THREAD SIZE	APPROXIMATE DIMENSIONS (IN.)			BOLT SIZE
			L	M	T	
SSLB-0513-S	1	1/2-13	4.00	1.50	.25	3/8
SSLB-0513-D	2		5.25			
SSLB-0611-S	1	5/8-11	4.25			
SSLB-0611-D	2		5.25			
SSLB-0716-S	1	3/4-16	3.88			
SSLB-0716-D	2		5.00			
SSLB-1014-S	1	1-14	4.00			
SSLB-1014-D	2		5.00			
SSLB-1112-D	2	1 1/8-12	5.38			
SSLB-1112-F	3		5.25			
SSLB-1212-D	2	1 1/4-12	5.13			
SSLB-1212-F	3		5.25			
SSLB-1512-D	2	1 1/2-12	5.25			
SSLB-1512-F	3		5.13			